



PATHOLOGY BYTES

LSU Health Sciences Center Department of Pathology ♦ Spring 2023

Give Your Support

To make a monetary donation to the LSUHSC Pathology Residency Program, [click here](#) and select your designation as Pathology Residency Support Fund.

Thank you for your support!

Pathology Department Administrative Staff

Gordon L. Love, MD
Department Head
glove2@lsuhsc.edu

Tammy Waltz
Business Manager
twaltz@lsuhsc.edu

Elizabeth "Liz" Monnin
Residency Program Coordinator
Esoroe@lsuhsc.edu

Follow us



LSU New Orleans Pathology Residency Program



LSUHSC-NO-Pathology



lsunopath

Chair's Report:

The Department of Pathology at LSUHSC has been successful over the past year as recovery continues from COVID-19. I am proud of the presentations and publications of our residents and staff with awards and recognition. The Department is bringing in new Pathology faculty to replace losses during COVID-19 and we are continuing to improve our clinical services at University Medical Center. Please read below about specific achievements during the past year.

November 2022 – Francis Avery Ragan Ph.D. retires. Dr. Ragan has worked as a Clinical Toxicologist for Louisiana State University School of Medicine since 1977. He was a link to "Old Charity" as he endured all the changes and tribulations over the years including post-Katrina laboratory in a closed Winn-Dixie Super-market. To right is a photograph of Dr. Ragan at the Interim Hospital some years ago. Best wishes to Dr. Ragan in his well-deserved retirement.



January 2023 – The LSUHSC Pathology Department moved into the CALS Building. Tammy Waltz, Elizabeth Monnin, Fannie Jackson, Elizabeth Gravois, and Darlene Tauzier worked hard to accomplish the move which included discarding and sorting through much material accumulated through the years in the MEB laboratories. To left, Dr. Roy Rhodes rehabilitated neurology displays for continued

use in medical education.

January 2023 – An LSUHSC Pathology and UMC inspection team inspected the Cleveland Clinic Laboratory for the College of American Pathologists.

Residents Wenzeng Qiu, MB, PhD and Jihaun Chen, MB, PhD participated in the inspection team. Judy Crabtree, PhD, of Precision Medicine, inspected the molecular section. The Cleveland Clinic laboratories are considered one of the busiest and largest in the country, with approximately 1,700 employees processing more than 20 million clinical laboratory and pathology tests yearly.



March 2023 – We welcomed our new Pathology Business Manager! Tammy Waltz accepted the appointment as Business Manager for Pathology replacing Karen Cappiello

Continued on Page 2

From Page 1


who retired. We wish Karen the best in her retirement.

Tammy Waltz is a graduate of Nicholls State University. She worked as a Community Relations and Marketing Coordinator at River Parishes Hospital prior to starting at LSUHSC in the Microbiology, Immunology, and Parasitology Department. She accepted the Assistant Business Manager position in the Pathology Department in September, 2018.

Residents Select Teacher and Support Staff of the Year



Rachna Jetly, MB,BS, MPH



Nicole McLean

Each academic year, the Pathology residents select a Teacher and Support Staff of the Year. Congratulations to Rachna Jetly, MB, BS, MPH for being selected the 2022 Teacher of the Year and to Nicole McLean, a Transcriptionist at University Medical Center-New Orleans, for being selected the 2022 Support Staff of the Year! Thank you for your commitment to resident education!

LSUHSC Precision Laboratory finds Omicron variant XBB.1.5 “Kraken”

Since April, 2022, the LSUHSC Precision Medicine Laboratory, jointly operated by the Departments of Pathology and Genetics, has identified the following Omicron variants:

- BA family 87.8%
- BQ family 5%
- BE family 2%
- BF family 3%

Variant XBB.1.5 appeared in our population as early as November, 2022, but has become the dominant strain in our sequencing since March of this year. XBB.1.5 “Kraken” is a descendent of Omicron subvariant “XBB” that swept through Singapore last fall.

XBB.1.5 was named “Kraken” after a tentacled sea monster in Scandinavian lore by some scientists who noticed its rapid spread. Both XBB and the Kraken version (XBB.1.5) are recombinant (or hybrid) virus subvariants, meaning they are made up of two strains—in this case, two offshoots of the Omicron BA.2 sublineage. It is



Staff in the Precision Medicine Lab pose for a photo. Pictured, from left, are: Gordon Love MD; Lucio Miele, MD, PhD; Fannie Jackson; Darlene Tazier, MT; and Judy Crabtree, PhD. Not pictured is Elizabeth Gravoir, MT.

believed that both strains infected one person and mixed to form hybrid viruses, which spawned additional mutations in behavior like that displayed by influenza viruses.

The final tabulation of COVID-19 testing throughout the pandemic is:

- 6487 tests performed and reported to LDH
- 5528 negative
- 852 positive
- 107 presumptive positive.
- 4,011 COVID-19 sequences completed

Zhiyan Fu, MD, Joins LSUHSC Pathology Department

We are pleased to welcome Dr. Zhiyan Fu as an Assistant Professor in the LSUHSC Pathology Department. Dr. Fu serves as the GI Pathologist at University Medical Center—New Orleans.

Dr. Fu joined our department on November 1, 2022. She received her medical degree from the Medical School of Nankai University in Tianjin, China. She completed her residency in Anatomic and Clinical Pathology, at Albany Medical Center in Albany,

New York where she served as Chief Resident. She went on to complete a fellowship in Breast/GI Pathology at Albany Medical Center and a fellowship in Gastrointestinal and Liver Pathology at Moffitt Cancer Center in Tampa, Florida.



Zhiyan Fu, MD

American Board of Pathology Presents Certificate of Appreciation to Gordon Love, MD

Dr. Gordon Love was presented with a certificate of appreciation from the American Board of Pathology at the conclusion of his 13 years of service on the Test Development and Advisory Committee for Medical Microbiology. The award was presented on March 9, 2023 by Gary Procop MD, Chief Executive Officer of the American Board of Pathology, and Clarita Scioscia,

ABP Administrative Assistant.

From the time of his initial appointment in 2010, Dr. Love reviewed and formulated several hundred test questions with photographs for the general pathology and microbiology specialty examinations in addition to critiquing test performance in the areas of mycology and parasitology.



Pictured, from left, are: Dr. Gary Procop, Dr. Gordon Love, and Clarita Scioscia.

Ellen Connor, MD, PhD, Receives Best New Faculty Award and Named Associate Residency Program Director



Ellen Connor, MD, PhD, center, is presented with the award by Dr. William Killinger, left, and Dr. Paul Gladden, right.

Congratulations to Dr. Ellen Connor for being selected as the recipient of the 2023 University Medical Center—New Orleans (UMCNO) Physician New Faculty Award! Dr. Connor was presented with the award at the hospital's Doctor's Day Celebration held on March 30, 2023 by Dr. William Killinger, UMCNO Chief Medical Officer, and Dr. Paul Gladden, UMCNO Chief of the Medical Staff.

A newly appointed faculty member is selected each year who is engaged in programs and activities at UMCNO and who exhibits exemplary characteristics. The recipient serves as a role model for his/her commitment to excellence, leadership, patient centered caring and compassion.

Dr. Connor was also recently named Associate Residency Program Director. In this role, Dr. Connor will be responsible for developing, overseeing, and improving the Pathology residency program, implementing changes based on the current accreditation requirements, and preparing for accreditation site visits and review by the ACGME Review Committees. Dr. Connor is an Assistant Professor of Clinical

Pathology and also serves as the Director of the Autopsy Service at University Medical Center—New Orleans.

Dr. Connor joined the Pathology Department in September 2021. She previously served as a Forensic Pathologist at the Jefferson Parish Coroner's Office for three years, and is a past graduate of the LSUHSC-NO Pathology Residency Program where she served as Chief Resident.

Ritu Bhalla, MD, Honored by Dean of Medical School



Dr. Navneet Kumar presents a plaque to Dr. Ritu Bhalla.

Pathology Residency Program Director, Dr. Ritu Bhalla presented a lecture on prostate cancer to the students at GSVM Medical College in Kanpur, India. She was




presented with an award by Navneet Kumar, PhD, Dean of the medical school, and was featured in the local newspaper.



**Zaid
Khreefa, MD**

Congratulations to Dr. Zaid Khreefa, PGY3, for having an article, "Pathogenesis and Mechanisms of SARS-CoV-2 Infection in the Intestine, Liver, and Pancreas," published in *Cells* as the cover article! The article was co-authored by Luis Del Valle, MD, Mallory Barbier, Ali Riza Koksal, and Gordon Love, MD. To read the entire article, [click here](#).

Zaid Khreefa, MD Gets Cover Article Published



cells

IMPACT
FACTOR
7.666

Indexed In:
PubMed

SARS-CoV-2 Pathogenesis in the Gastrointestinal System




Mechanisms of SARS-CoV-2 Pathogenesis in the Gastrointestinal System

Volume 12 · Issue 2 | January (II) 2023



mdpi.com/journal/cells
ISSN 2073-4409

Residents Receive Awards at Professional Meetings



Michael Webber, DO, and Jihuan Chen, MB, PhD, pose for a picture with their posters at the ASCP meeting.

Three pathology residents received special awards at professional meetings: Dr. Michael Webber, PGY2, Dr. Jihuan Chen, PGY2, and Dr. Zaid Khreefa, PGY3. Dr. Webber’s poster, “Benign Multicystic Peritoneal Mesothelioma as a Rare Cause of Death”, and Dr. Chen’s poster “A Rare Case of Primary Cardiac T-Cell Lymphoma in Immunocompetent Adult” were both selected as blue ribbon finalists in the Case Study Category at the 2022 ASCP Meeting held last August in


Chicago, Illinois. Dr. Khreefa’s poster, “Liver Injury in COVID-19: Direct Evidence of Hepatic SARS-CoV-2 Infection and Associated Histopathologic Findings,” was selected Third Place in the Junior



Member Abstracts **Zaid Khreefa, MD, is recognized during the honoring ceremony by CAP president, Dr. Emily Volk.**

October in New Orleans. He was recognized during the 2022 Honors in Pathology ceremony.

2021–22 Graduates Start New Careers



Bing Han, MD Gloria Sura, MD Hina Samad, MBBS

It is with great pride that we recognize two 2021 graduates, Bing Han, MD, and Gloria Sura, MD, as well as Hina Samad, MBBS, a 2022 graduate, who recently accepted new positions. Dr. Han accepted a dermatopathology position at Anne Arundel Dermatology in Atlanta, Georgia. Dr. Sura accepted an Assistant Professor position in Cytopathology and Molecular Pathology at MD Anderson Cancer Center in Houston, Texas, and Dr. Samad accepted a pathology position at Regional Medical Center, a community practice located in Anniston, Alabama that is affiliated with the University of Alabama.

We look forward to following their careers and learning about their exciting new endeavors.

2023-24 Chief Residents Announced

We would like to announce our Chief Residents for the 2023-24 academic year: Maryam Sadough, MD, and Wenjing Qiu, MB, PhD.



Maryam Sadough, MD Wenjing Qiu, MB, PhD

May 2022 Pathology Residency Graduates



Pictured from left: 2022 graduates, Nibras Fakhri, MBBS, Christopher Girardo, DO, and Hina Samad, MBBS, are presented with their certificates by Ritu Bhalla, MD, Pathology Residency Program Director.

We are proud to announce the 2022 LSUHSC Pathology Residency Program graduates, Nibras Fakhri, MBBS, Christopher Girardo, DO, and Hina Samad, MBBS. All of the graduates appeared for the ABPath examination and successfully passed their AP/CP boards!

A celebration dinner was held in honor of the graduates at Ralph's On The Park at which time each graduate was presented with a framed graduation certificate.

Drs. Yang and Girardo Nominated for UMC Awards



Pictured, from left, are: Liz Yang, MD, Ellen Connor, MD, PhD, and Christopher Girardo, DO.


Congratulations to Dr. Christopher Girardo for being nominated as UMC Outstanding Resident of the Year and to Dr. Liz Yang for being nominated as UMC Outstanding Intern of the Year! Both residents were honored at a luncheon held at the Windsor Court Hotel in New Orleans.

Dr. Fakhri, accepted a Cytopathology Fellowship in 2022 and a GU/Renal Medical Pathology Fellowship in 2023 at Houston Methodist Hospital in Houston, Texas. Dr. Girardo accepted a

Clinical Informatics Fellowship in 2022 at LSU Shreveport/Ochsner Health System. Dr. Samad accepted a Hematopathology Fellowship in 2022 at the University of Miami in Miami, Florida.

Residents Accept Fellowships

Our three PGY3 residents accepted fellowships in 2024. Dr. Wenjing Qiu accepted a Gastrointestinal Pathology Fellowship at Icahn School of Medicine at Mount Sinai in New York, New York. Dr. Zaid Khreefa accepted a Gastrointestinal/Liver & Transplant Pathology Fellowship at the



University of Nebraska Medical Center in Omaha, Nebraska.

Dr. Maryam Sadough accepted a

Hematopathology Fellowship at Washington University in St. Louis, Missouri.

Welcome New Pathology Residents 2023-2024

 Angelle Jolly, MD LSU School of Medicine, New Orleans	 Yu Liu, MD Shandong University School of Medicine, China	 Ayesha Younus, MBBS Fatima Jinnah Medical University, Pakistan
--	---	---

Residents' Abstracts Presented At Professional Meetings

- **Fernanda Da Silva Lameira, MD.**; Shaun D Lawicki, MD.; Gordon L. Love, MD.; Rachna Jetly Shridhar, MD. Rare Case of Transmission-Transmitted Malaria with Immature Peripheral Blood *Plasmodium falciparum* Gametocytes. CAP 2022.
- Liz Yang, MD; **Fernanda Da Silva Lameira, MD**; Wenjing Qiu, MD, PhD; Rachna Jetly, MD, MPH. *Helicobacter pylori*-associated Gastric Hyperplastic Polyposis with Synchronous Gastric Adenocarcinomas and Extranodal Marginal Zone Lymphoma of Mucosa Associated Lymphoid Tissue in a Single Gastrectomy Specimen-Case Report with Literature Review. CAP 2022.
- **Jack Harbert, MD**, Jihuan Chen, MD, PhD, Tracy Dewenter, MD. Incidental Small and Large Cell Neuroendocrine Carcinoma of the Gallbladder with Associated Intracholecystic Papillary Neoplasm. CAP 2022.
- **Liz Yang, MD**, Gordon Love, MD. Cutaneous Mucormycosis Due to *Mucor circinelloides* in a Burn Unit. CAP 2022.
- **Liz Yang, MD**, Fernanda da Silva Lameira, MD, Wenjing Qiu, MD, Rachna Jetly, MD, MPH. Helicobacter pylori-associated Gastric Hyperplastic Polyposis with Synchronous Gastric Adenocarcinomas and Extranodal Marginal Zone Lymphoma of Mucosa Associated Lymphoid Tissue in a Single Gastrectomy Specimen- Case Report with Literature Review. CAP 2022.
- **Zaid Khreefa, MD**, Jihuan Chen, MD, PhD, Jonathan Somma, MD, Maryam Sadough, MD, Ritu Bhalla, MD. “Diagnostic Accuracy of The Papanicolaou Society of Cytopathology Guidelines in Pancreatic Fine-Needle Aspiration Cytology”. CAP 2022.
- **Zaid Khreefa, MD**, Jihuan Chen, MD, PhD, Gordon Love, MD, Luis Del Valle, MD. “Liver Injury in COVID-19: Direct Evidence of Hepatic SARS-CoV-2 Infection and Associated Histopathologic Findings”. CAP 2022.
- **Webber, Michael**; Singh, Akannsha; Majari, Ghaidaa; Moroz, Krzysztof; Craig, Ryan; Connor, Ellen. Benign Multicystic Peritoneal Mesothelioma as a Rare Cause of Death. ASCP 2022.
- **Jack Harbert, MD**, Jihuan Chen, MD, PhD, Shams Halat, MD, Tracy Dewenter, MD, Ritu Bhalla, MD. P63-expressing Prostate Adenocarcinoma: A case study of a rare subtype. ASCP 2022.
- **Jack Harbert, MD**, Jihuan Chen, MD PhD, Nibras Fakhri, MD, Ritu Bhalla, MD, Elizabeth Rinker, MD. Diffuse Large B-cell Lymphoma of the Prostate: High-grade Case Study of an Uncommon Entity. ASCP 2022.
- **Liz Yang**, Wenjing Qiu, Mariam Sadough, Ellen Connor, Ritu Bhalla. Resident Perspective on Virtual learning as the Pandemic Abates. USACP 2022.
- **Maryam Sadough, MD**, Nibras Fakhri, MD, Nisha Loganantharaj, MD, Rachna Jetly, MD, MPH. Gluteal Region Plasmablastic Lymphoma Masquerading as Perianal Fistulas in a Patient with Crohn’s Disease: Report of a Rare Case with Literature Review. ASCP 2022.
- **Maryam Sadough, MD**, Shaun Lawicki, MBBS. A Case of Near Total Rh(D) Expression Loss in a Sickle Cell Patient Following Aplastic Anemia and Development of a Transient Auto-Anti-D. ASCP 2022.
- **Lameira, Fernanda**; Cameron Gabriel; Vander Heide, Richard; Fox, Sharon. Pathologic Features of Post-Acute Sequelae of COVID-19 (PASC) at Autopsy. USCAP 2022.
- **Wenjing Qiu**, Liz Yang, Jihuan Chen, Sharon Fox. Modern Technology Improves Pathology Residency Education: A Trial of Learning Gaze Path in Pathology Training. USCAP 2022.
- **Wenjing Qiu**, Liz Yang, Jihuan Chen, Sharon Fox. Augmented Web-Based Pathology Education: Gaze Path Visualization as a Tool for Pathology Training. USCAP 2023.
- **Jack Harbert, MD**, Hina Samad, MD, Rachna Jetly, MD, MPH. Follicular Lymphoma Patient with Incidental Concomitant Plasma Cell Myeloma on a Staging Bone Marrow Biopsy. Southern Regional Meeting 2023.